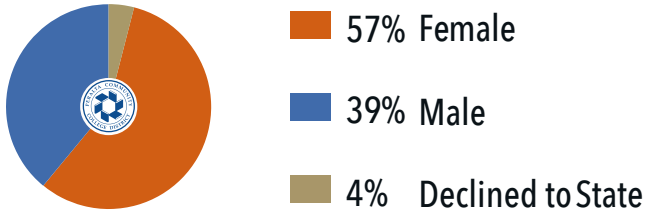


Quick Facts about the Peralta Community College District

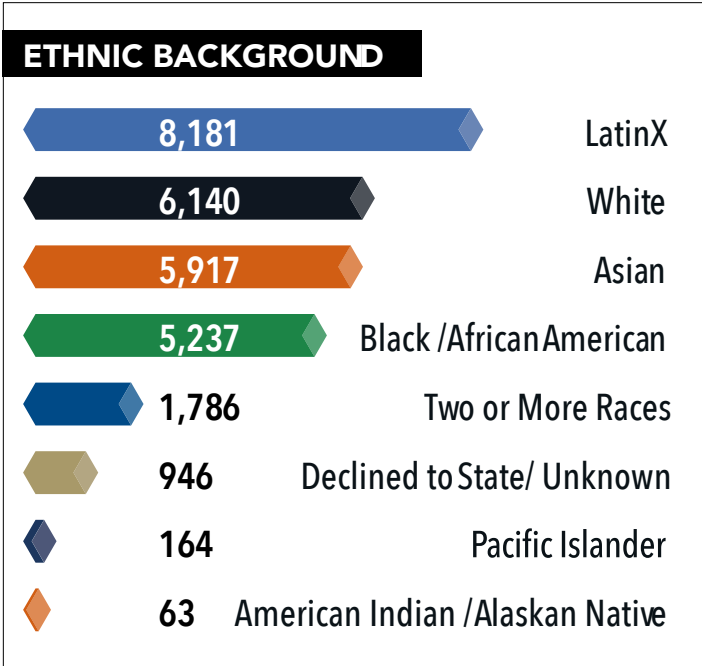
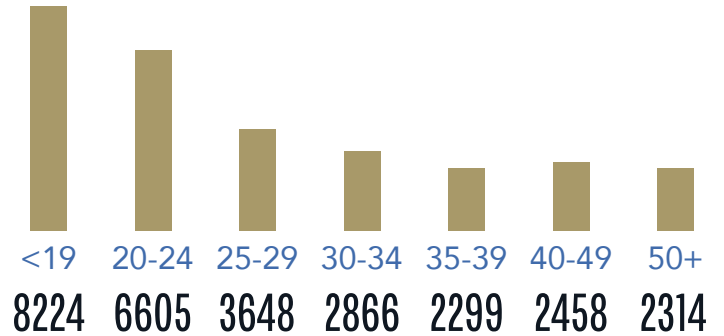


THE FOLLOWING STATISTICS REFLECT THE 2021-2022 ACADEMIC YEAR.

GENDER



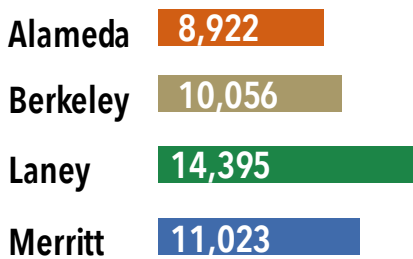
AGE GROUP



Student Populations (Distinct Counts)

International Students	679
Students Registered with Student Accessibility Services	642
Special Admit	6,352
Veterans	269
First Generation	9,795
Low Income	13,826
Foster Youth	579

COLLEGE HEADCOUNTS



District Facts (Distinct Counts)

Full-Time Student (Equivalent)	12,475
Number of Credit Sections	6,007
Number of Non-Credit Sections	346
Transfer to UC or CSU	1,186
Student to Counselor Ratio	474:1
Full Time Faculty	66%

Students Attending Multiple PCCD Colleges in the Same Term

At Least 2 PCCD Colleges	44%
More than two PCCD Colleges	18%

* Distinct headcounts for each college. The sum of headcounts across all four colleges is expected to be greater than the distinct district headcount due to students who attend more than one colleges (multi-campus enrollment).

Quick Facts about the Peralta Community College District

The Peralta Community College District serves the six cities of Oakland, Berkeley, Alameda, Piedmont, Emeryville, and Albany in northern Alameda County, California. The four colleges of Berkeley City College, College of Alameda, Laney College and Merritt College plus the District Administrative Center are shown in the map below.



FOUNDED IN
1964
DISTRICT SERVES
78
SQUARE MILES

28,434
STUDENTS
ENROLLED
in 2021–22