

PERALTA COMMUNITY COLLEGE DISTRICT

Resolution No. 21/22-60

NONRESIDENT CAPITAL OUTLAY FEES

WHEREAS, the District is authorized under Education Code Section 76141 to charge nonresident students who are both citizens and residents of a foreign county nonresident capital outlay fees; and

WHEREAS, such fees are not to exceed the amount that was expended, per full-time equivalent students for capital outlay in the preceding fiscal year; and boards of California Community

WHEREAS, computations by the District have been made as prescribed under Education Code Section 76141;

NOW, THEREFORE, BE IT RESOLVED that the nonresident capital outlay fees for fiscal year 2022-23 commencing July 1, 2022, for Peralta Community College District students be set at \$7.00 per semester unit; and

BE IT FURTHER RESOLVED that the nonresident capital outlay fee will not be waived without specific board action.

PASSED AND ADOPTED this 8th day of February, 2022 by unanimous Board vote, unless the meeting minutes reflect otherwise.



Dr. Jannett N. Jackson
Secretary, Board of Trustees
Peralta Community College District

District:	Peralta Community College District		
Term:	Semester		
Nonresident Tuition Fee Options			
A.1	District Average Cost		
A.	District Expense of Education for Base Year	\$	160,214,386
B.	District Annual Total FTES		14,098
C.	Average Expense of Education per FTES (A/B)	\$	11,364
D.	U.S. Consumer Price Index Compound Factor		1.0430
E.	Average Cost per FTES for Tuition Year (C x D)		11,853
F.	Nonresident Tuition Fee per Semester Unit (E/30)		395
A.2	District Average Cost with 10 Percent or More Noncredit FTES		
	Noncredit FTES percent of Total		1.4%
A.	District CREDIT ONLY Expense of Education for Base Year		
B.	Annual Attendance FTES	N/A	
C.	Average Expense of Education per FTES (A/B)	N/A	
D.	U.S. Consumer Price Index Compound Factor		1.0430
E.	Average Cost per FTES for Tuition Year (C x D)	N/A	
F.	Nonresident Tuition Fee per Semester Unit (E/30)	N/A	
B.1	Statewide Average Cost		
A.	Statewide Expense of Education for Base Year		9,737,321,018
B.	Statewide Annual Total FTES		1,021,194
C.	Average Expense of Education per FTES (A/B)	\$	9,535
D.	U.S. Consumer Price Index Compound Factor		1.0430
E.	Average Cost per FTES for Tuition Year (C x D)		9,945
F.	Nonresident Tuition Fee per Semester Unit (E/30)	\$	332
B.2	Highest Statewide Average Cost		
	Highest year of the succeeding, current, and 4 prior years.		2022-23
	Nonresident Tuition Fee per Semester Unit	\$	332
C	Contiguous District		
	Contiguous District		PERALTA
	Maximum Fee (Contiguous District Nonresident Tuition Fee)		
	Nonresident Tuition Fee per Semester Unit	\$	290
D	Between Statewide Average Expense of Education and District Average Expense of Education		
	Minimum (Option B.1 - Statewide Average Cost) per Semester Unit	\$	332
	Maximum (Option A.1 - District Average Cost) per Unit	\$	395
	Nonresident Tuition Fee per Semester Unit		
E	Comparable States Average		
	Nonresident Tuition Fee per Semester Unit	\$	443

Nonresident Capital Outlay Fee		
A.	Capital Outlay expense - prior year	\$ 32,134,438
B.	FTES total from prior year	14,098
C.	Capital outlay expense per FTES (A/B)	\$ 2,279
D.	Capital Outlay Fee per Semester Unit (C/30)	\$ 75.98
E.	Adopted Nonresident Tuition Fee	\$ 290
F.	50% of Adopted Nonresident Tuition Fee	\$ 145
G.	Maximum Nonresident Capital Outlay Fee (lesser of D or F)	\$ 76

**California Community Colleges
2022-23 Nonresident Tuition and Capital Outlay Fee
Peralta Community College District**

The district governing board has established Nonresident Fees as shown below.

Adoption Date: _____


Nonresident Tuition Fee

	Basis for Adoption (Select one)	Fee
<input type="checkbox"/>	A.1 - District Average Cost	
<input type="checkbox"/>	A.2 - District Average Cost with 10 Percent or More Noncredit FTES	
<input type="checkbox"/>	B.1 - Statewide Average Cost	
<input type="checkbox"/>	B.2 - Highest Statewide Average Cost	
<input checked="" type="checkbox"/>	C - Contiguous District	\$ 290
<input type="checkbox"/>	D - Between Statewide Average Expense of Education & District Expense of Education	
<input type="checkbox"/>	E - Comparable States Average	

Nonresident Capital Outlay

	Maximum Nonresident Capital Outlay Fee is \$ 76	
<input checked="" type="checkbox"/>	Nonresident Capital Outlay Fee	\$ 7

Contact Information

Signature: _____ 

Name: Adil Ahmed

Title: IVC of Finance and Administration

Phone: 510-466-7220

Email: aahmed@peralta.edu






21_22-60 Nonresident Capital Outlay Fees 22_23

Final Audit Report

2022-02-14

Created:	2022-02-11
By:	Brenda Martinez (bmartinez_esig@peralta.edu)
Status:	Signed
Transaction ID:	CBJCHBCAABAAQD3egzMT6e_C5bjmMWZCNn4D1qG2OGa7

"21_22-60 Nonresident Capital Outlay Fees 22_23" History

-  Document created by Brenda Martinez (bmartinez_esig@peralta.edu)
2022-02-11 - 7:41:36 PM GMT- IP address: 24.5.47.162
-  Document emailed to Jannett Jackson (jjackson@peralta.edu) for signature
2022-02-11 - 7:42:03 PM GMT
-  Email viewed by Jannett Jackson (jjackson@peralta.edu)
2022-02-14 - 3:51:46 PM GMT- IP address: 104.47.51.126
-  Document e-signed by Jannett Jackson (jjackson@peralta.edu)
Signature Date: 2022-02-14 - 3:51:57 PM GMT - Time Source: server- IP address: 172.58.97.231
-  Agreement completed.
2022-02-14 - 3:51:57 PM GMT

