



Merritt College

2021 ISER Summary

Introduction - Part 1

Merritt College History (1929 - 1965)

- Founded in 1929 in Downtown Oakland
- In 1964, Merritt College was the 1st College in the United States to offer a Black History course
- 1964 - PERALTA Community College District formed
- In 1965, with a \$47 Million Bond, the current location in the Oakland Hills



Merritt College History (Post 1965)

- In 1966, the Black Panthers for Self Defense was formed by two Merritt College Students (Bobby Seale & Huey Newton)
- In 1967 - *“Merritt College became the first African-American Studies department” in the U.S. - “one year prior to SFSU”* - Dr. Siri Brown
- 1971 - Merritt College started operating from our current location on Campus Drive in the Oakland Hills



Guided Pathways - 4 Pillars

Pillar 1: Clarify the Path

Pillar 2: Choose the Path

Pillar 3: Stay on the Path

Pillar 4: Ensure Learning



Four Pillars of Guided Pathways



Create clear curricular pathways to employment and further education.



Help students choose and enter their pathway.



Help students stay on their path.



Ensure that learning is happening with intentional outcomes.

09.08.17



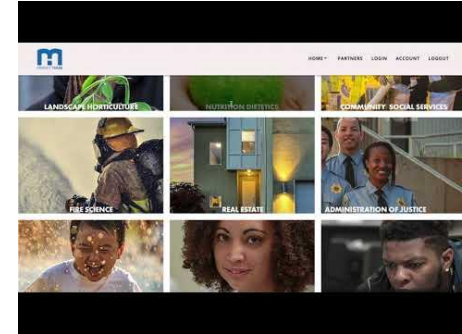
CALIFORNIA COMMUNITY COLLEGES
CHANCELLOR'S OFFICE

For additional information, visit
<http://cccgp.cccco.edu> or email COGuidedPathways@ccc.co.edu.

Positive Results of Guided Pathways Work

CLARIFY & CHOOSE THE PATH (Pillars I and II)

- Website overhaul & improvements
- AB 705 Mandates
- Pass rates for first-time math students increased dramatically from FA '15 (15%) to FA '19 (48%)
- The Merritt College Hub helps students explore career pathways
- As of Fall 2020 - Fully online student services



Positive Results of Guided Pathways Work

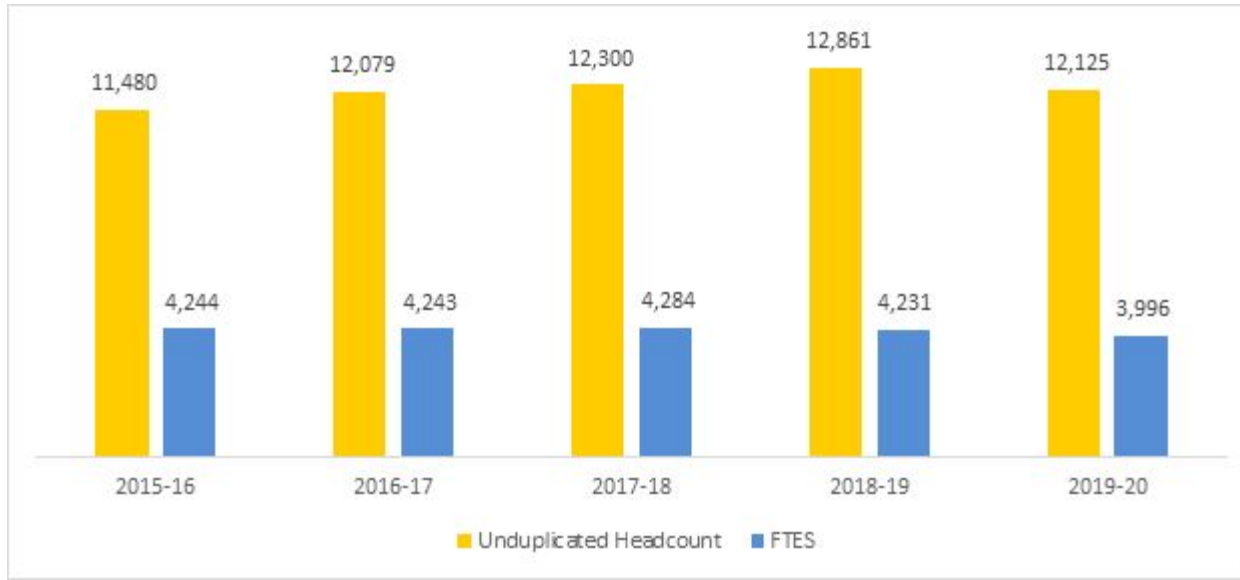
STAY on PATH (3) and ENSURE LEARNING (4)

- 100% Online Course Delivery for Remote Learning
- Chromebook Loan Program
- Food pantry/Grab & Go Meals
- Health, Physical & Mental Wellness online and free Covid testing
- Professional Development Equity Training Focus
- Focused support on transfer for African Amer & Hispanic/Latin-X students



Student Enrollment

- 2019-2020 - 12,125 individual students enrolled
- 3,996 Full Time Equivalent Students (FTES) - a 6% decrease



Student Demographics



- **AGE** - Increase in 18 & younger (Dual Enrollment with HS) - p. 17
- **GENDER** - Nearly twice of Merritt students identify as Female (than male)
- **ETHNIC BACKGROUND** - p. 18 - Students Identify as:
 - 30% Hispanic or Latino(a)
 - 23% Black or African American
 - 20% Asian or Asian-American
 - 16% White or European American
 - 5% Two or More Ethnic Backgrounds
 - <1% Native American or Pacific Islander

Equity (Gender)

- Males are recognized by the Basic Skills Initiative (BSI) and Student Success & Support Program (SSSP) as a disproportionately impacted population.
- The achievement gap between males & females has been closed to within 1% point.
- The number of degrees & Certificates awarded to males increased 62% from 181 (2015-2016) to 293 (2019-2020)

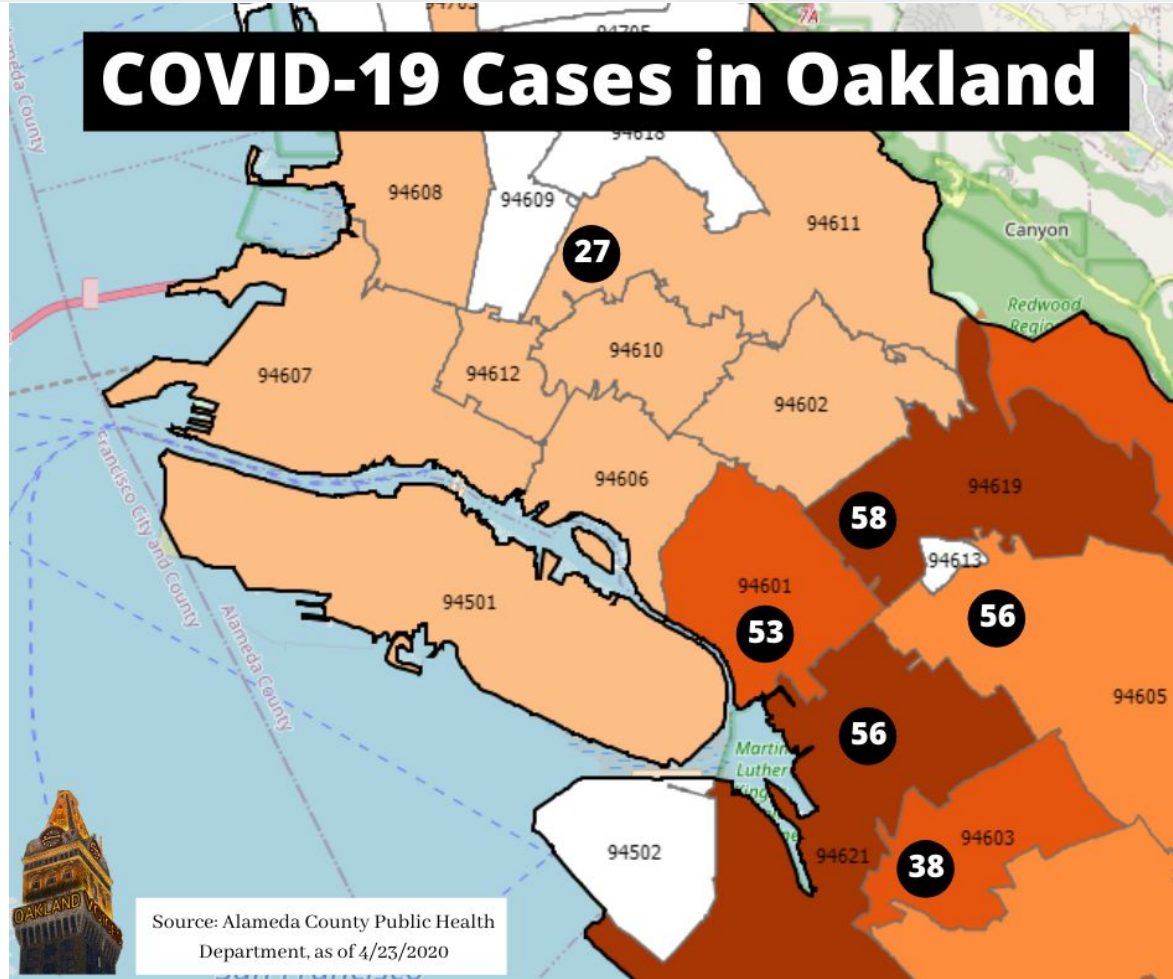


More Demographic Information (Students)

- 55% of Merritt Students live in Oakland (Map, p. 19)
- Greatest concentration of our students are in East Oakland
- $\frac{1}{3}$ of Merritt students identify as economically disadvantaged (nearly double the percentage of the general Oakland population)
- Approximately 45% of Merritt students receive some form of Financial Aid



COVID-19 Cases in Oakland



Source: Alameda County Public Health Department, as of 4/23/2020



Labor Market Trends - p. 21-23



Institutional Set Standards

- Merritt sets ISS every 5 years - this is done by the Institutional Effectiveness Committee (IEC)
- 2015-2020 Goals (p. 26)
- Merritt beat our “stretch” goal for course completion this past year
- We surpassed our “stretch” goal for Degree Completion (but not for Certificates) - p. 30



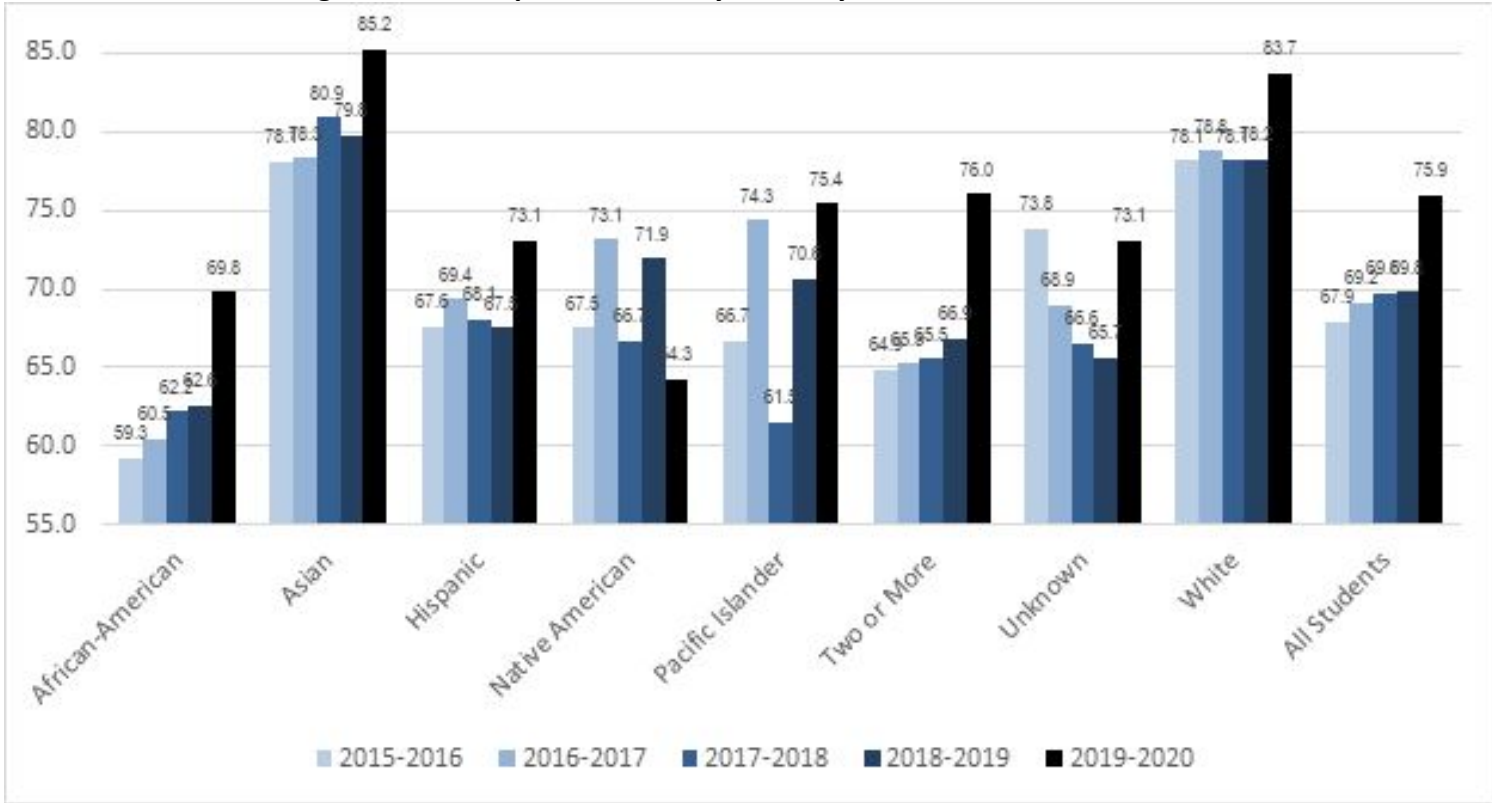
Merritt College Overall Student Achievement



Data Element	Institution-Set Standard	Stretch Goal	2019-20	2018-19	2017-18	2016-17	2015-16	Average
Course Completion	66%	71%	76%	70%	70%	69%	68%	71%
Persistence	n/a	n/a	53%	53%	48%	53%	43%	50%
Certificate Completion	222	776	657	671	648	617	537	619
Degree Completion	322	521	587	480	420	393	398	424
Transfer	187	248	N/A	229	229	222	179	209

Student Achievement and Equity

Merritt College Course Completion Rates by Ethnicity



Student Achievement Highlights - p. 32

- Licensure rates and California Exam Pass Rates for RNs and Radiologic Science Students
- Job Placement Excellence (Over 80%) for:
 - Nursing
 - Administration of Justice
 - Biotech
 - Child Development
- 100% JOB PLACEMENT RATE for (drumroll please)



2018-2019 - 100%

- *Accounting
- *Business Management
- *Computer Info. Systems
- *Fire Technology
- *Medical Lab Technology
- * (94%) Radiologic Tech



2019-2020 - 100%

- *(94%) Admin of Justice
- *Fire Technology
- *Medical Lab Technology
- *Radiologic Technology

